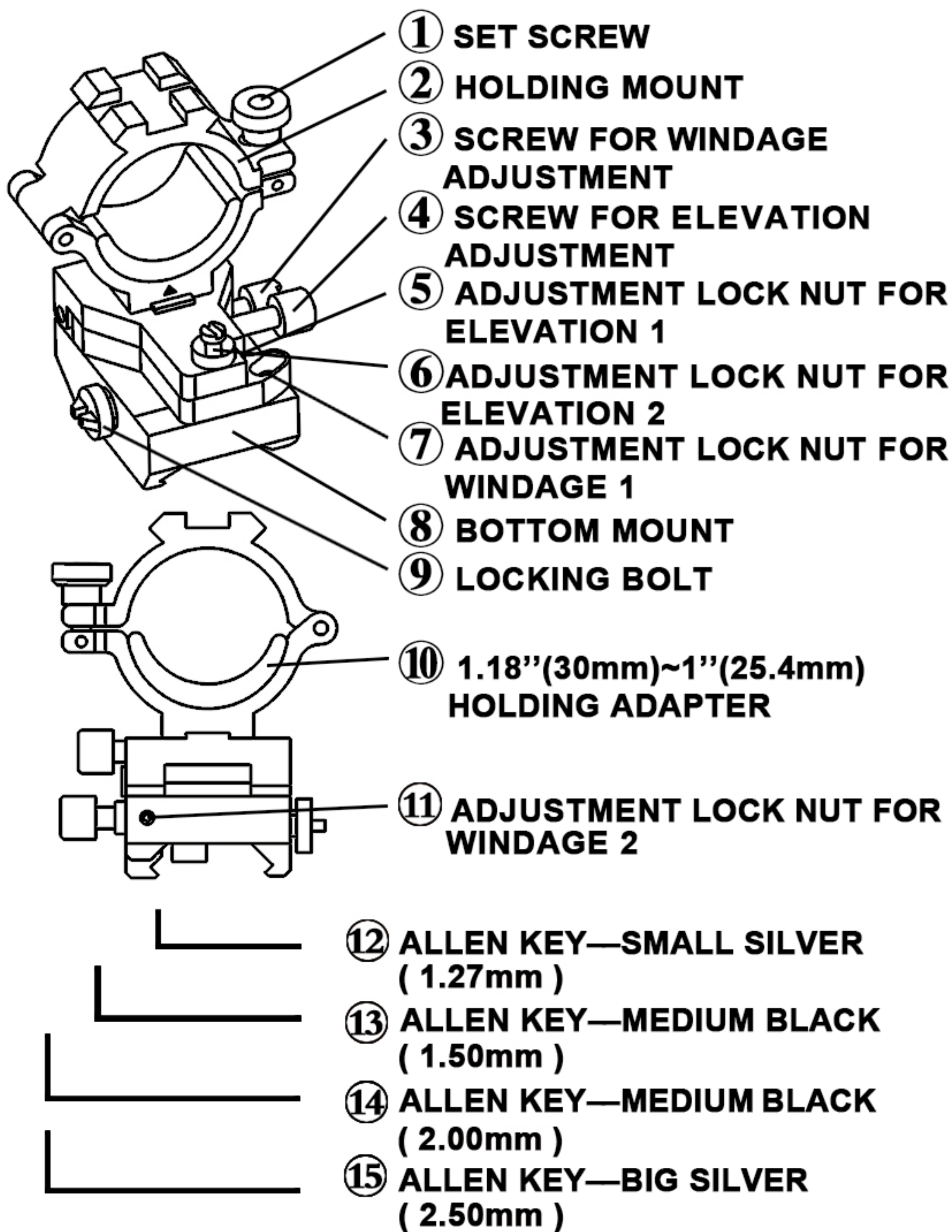
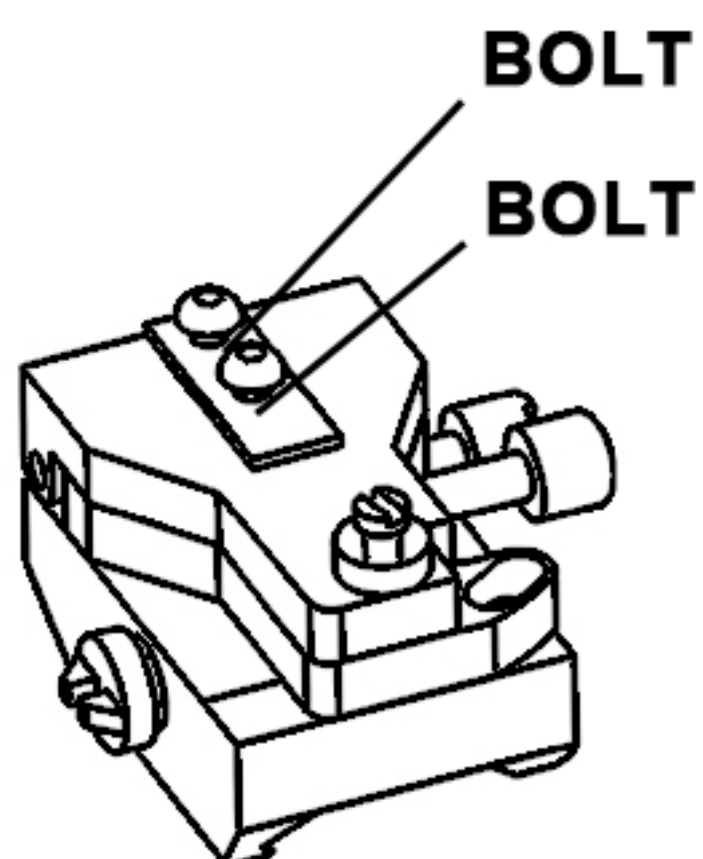


LPRM-1 MANUAL
WINDAGE&ELEVATION ADJUSTABLE
ILLUMINATOR / SCOPE MOUNT

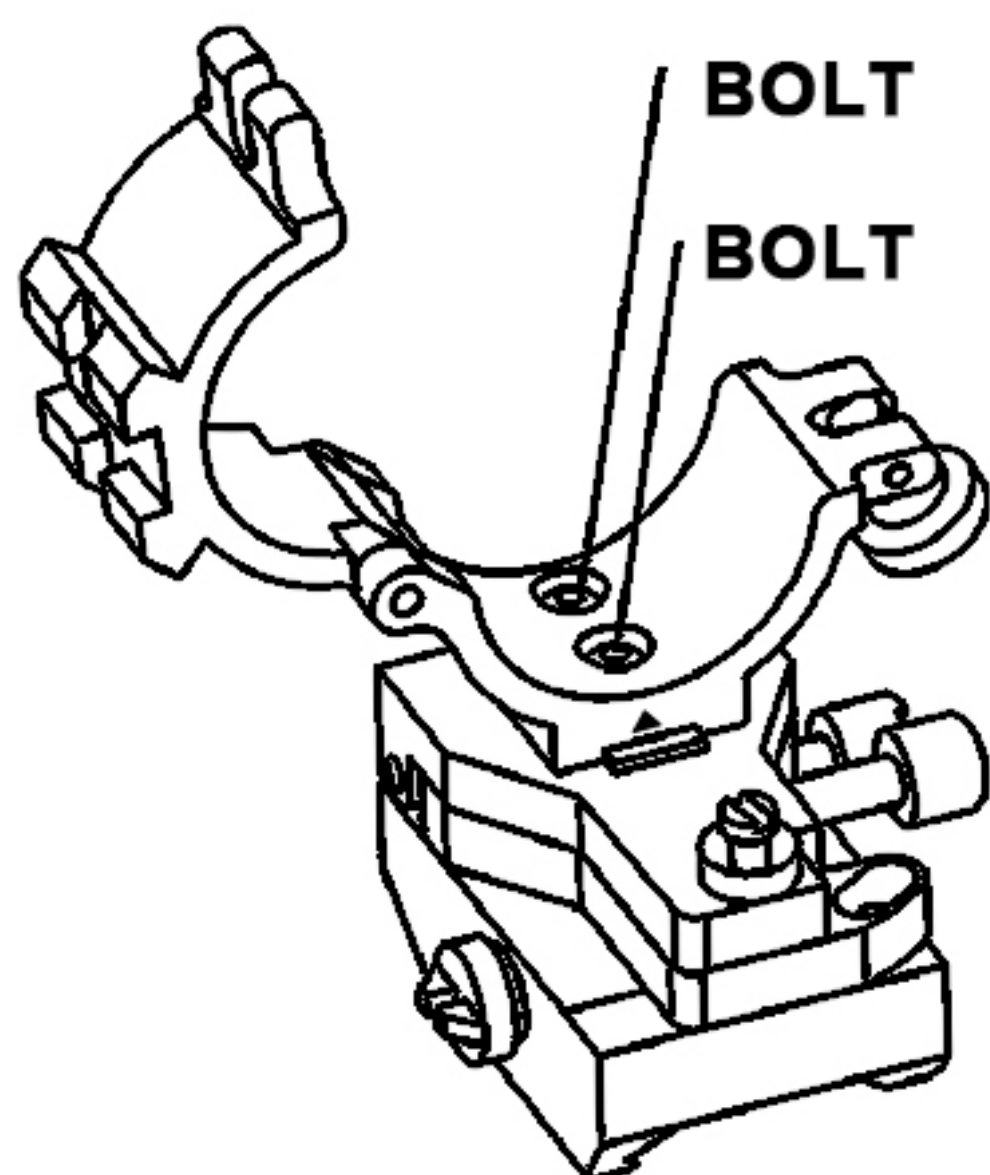
INSTRUCTION



INSTALLATION



USE ALLEN KEY ⑮ SCREW OUT TWO BOLTS.



CONNECT THE HOLDING MOUNT WITH THE BOTTOM MOUNT BY TWO BOLTS, THE SYMBOL AT BOTTOM OF THE HOLDING MOUNT IS AS THE FIGURE

USER'S MANUAL

1. UNTIGHTEN LOCKING BOLT ⑨, PUT IT TO THE PICATINNY RAIL, AND TIGHTEN.

2. OPEN THE TOP OF HOLDING MOUNT, PUT YOUR LASER / FLASHLIGHT WHICH DIAMETER IS 30MM / 25.4MM INTO HOLDING MOUNT. THEN CLOSE THE TOP AND SCREW THE NUT UP TIGHTLY.

3. WINDAGE ADJUSTMENT: SCREW OUT JACK SCREW LOCK NUT ⑪ BY ALLEN KEY ⑫ AND LOCK NUT ⑦ BY ALLEN KEY ⑬, THEN ADJUST WINDAGE SCREW ③ BY HAND OR COIN TO THE RIGHT POSITION, THEN SCREW IN LOCK NUT ⑪ AND LOCK NUT ⑦ TO LOCK THE POSITION.

4. ELEVATION ADJUSTMENT: SCREW OUT JACK SCREW LOCK NUT ⑤ ⑥ BY ALLEN KEY ⑫ ⑭, THEN ADJUST ELEVATION SCREW ④ BY HAND OR COIN TO THE RIGHT POSITION, THEN SCREW IN LOCK NUT ⑤ ⑥ TO LOCK THE POSITION.

INCLUDE IN PACKAGE

BOTTOM MOUNT * 1
HOLDING MOUNT * 1
HOLDING ADAPTER * 1
BOLT * 2
ALLEN KEY * 4
LPRM-1 MANUAL * 1

SPECIFICATIONS

ELEVATION ADJUSTABLE ANGLE	8°
WINDAGE ADJUSTABLE ANGLE	12°
DIMENSION	68mm*53mm*45mm
NET WEIGHT	110g
MATERIAL	Aircraft Aluminium
SURFACE TREATMENT	MIL 8625F TypeIII
ADAPTER SIZE	Picatinny Rail

THE SIZE OF HOLDING MOUNT

LPRM-1-300	1.18''(30mm)
LPRM-1-254	1'' (25.4mm)
OTHERS	Customizable

COMPANY INFORMATION

LASPUR IS A PROFESSIONAL BRAND IN HOME DEFENSE/HUNTING/LAW ENFORCEMENT AND MILITARY. WE ARE PROVIDING AS BEST PRODUCTS AS WE CAN TO OUR CUSTOMERS.

PRODUCTS INCLUDES:

TACTICAL LASER/LIGHT/CAMERA/MOUNT/RAILS AND ACCESSORIES.

WE CAN NOT ONLY SUPPLY OUR CURRENT EXCELLENT MODELS TO OUR DISTINGUISHED CUSTOMERS WITH BIG OR SMALL LOT, BUT ALSO DESIGN AND MANUFACTURE SPECIAL MODELS FOR YOUR REQUIREMENTS.

ADDRESS INFORMATION

MANUFACTURER: 6711 156TH

AVE SE BELLEVUE WA 98006

TEL: + 1 - 206 - 557 - 0521

E-MAIL: LIJIE6600@GMAIL.COM

WEB SITE: WWW.LASPUR.COM